



Visualisation and Analysis of ISSE Data at GMIT

PRESENTED BY: Aedín Ó hEocha

DATE: 28th May, 2019

I'VE HAD MY SAY IN THE...

STUDENT SURVEY.IE

NOW YOU'RE TALKING

The sign features a large illustration of the bear mascot's face, colorful speech bubbles, and a row of smaller bear icons at the bottom.

GMIT

INSTITUTE OF TECHNOLOGY GALWAY
GALWAY - MAYO INSTITUTE OF TECHNOLOGY

The man is wearing a white t-shirt with the text "I've had my say in the Student Survey.ie" and a small bear icon. The woman is also wearing a white t-shirt with a bear icon.

Our Goals

- » Make ISSE Data more accessible
- » Investigate drivers of index scores
- » Encourage use of ISSE feedback
- » Provide feedback to our students
- » Increase survey response rates

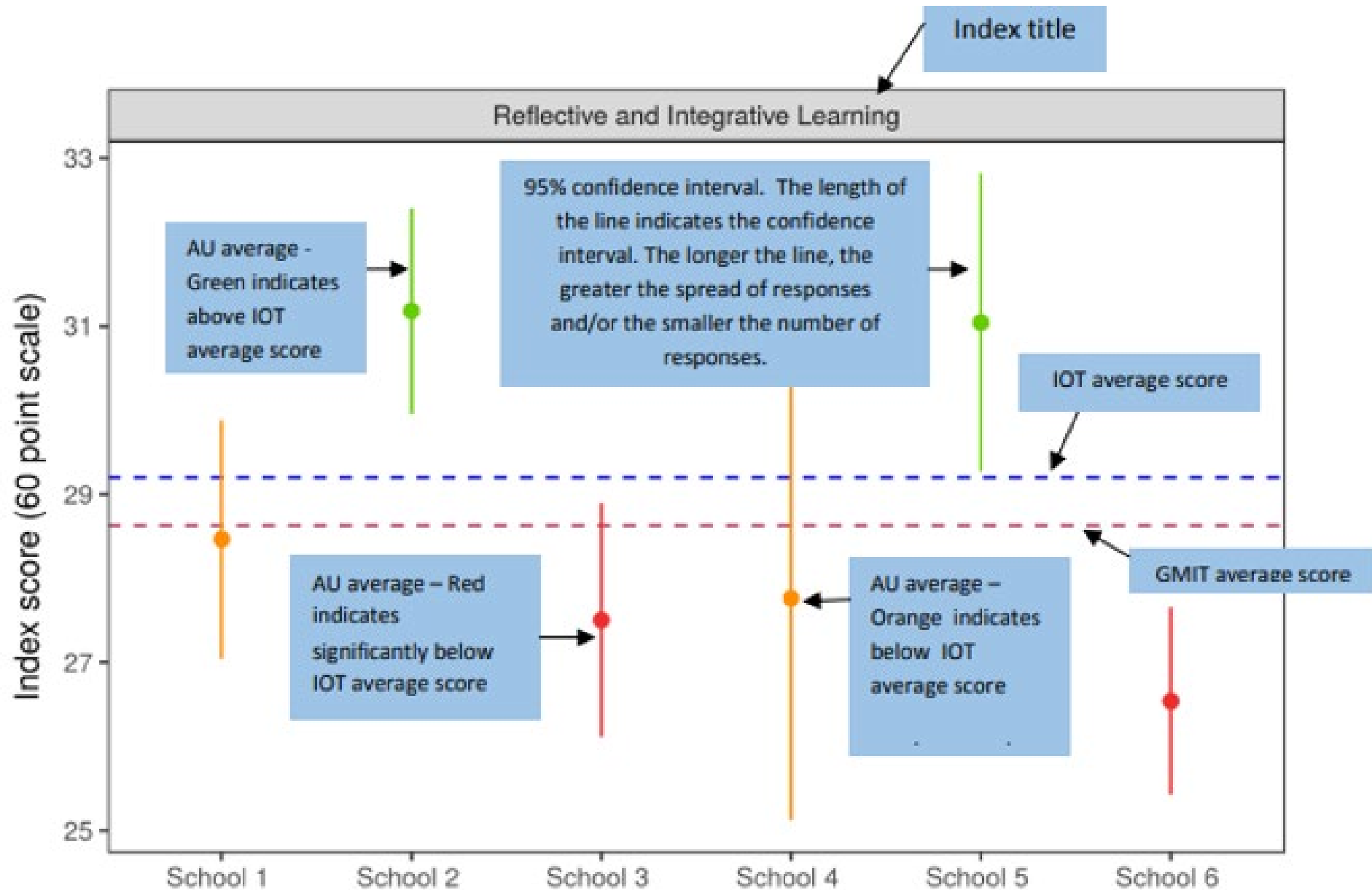
Visualisation

- » Quantitative Data
 - » Dr. Cóilín Minto
 - » Data Model
 - » R programming language
- » Free Text Responses
 - » Excel Dashboard

Quantitative Analysis

- » High Level Index Plots
- » Likert Plots – Individual Questions
- » Traffic Light System
- » Trends over time

Index Plot



Index Plot – Traffic Lights

Green	Academic Unit (AU) average above IOT average score
Orange	Academic Unit (AU) average below IOT average score
Red	Academic Unit (AU) average <u>significantly</u> below IOT average score. Defined here as an upper 95% confidence interval below the IOT average

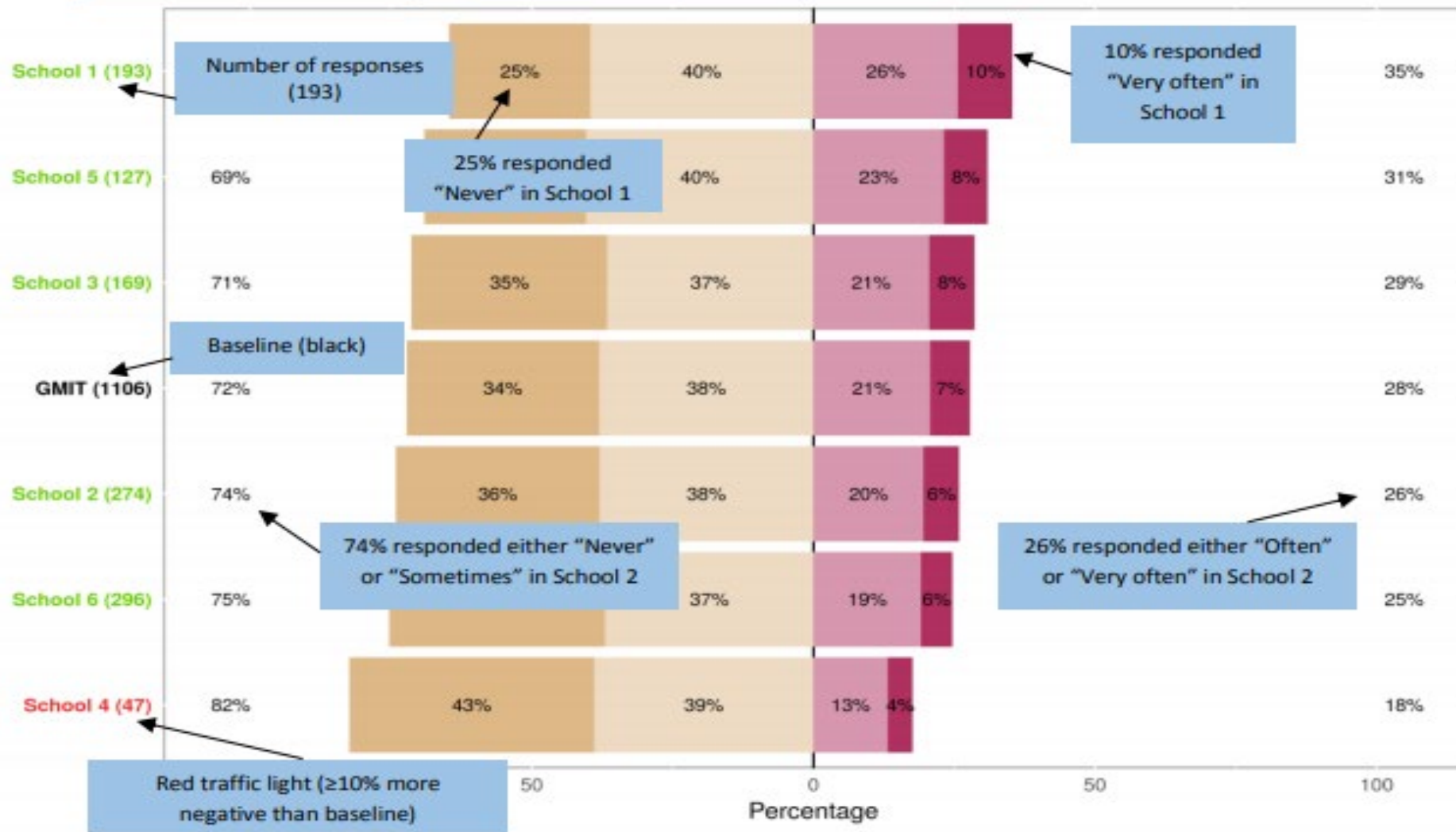
Likert Plot

Survey Question

Used numerical information to examine a real-world problem or issue (unemployment, climate change, public health, etc.) (During the current academic year, about how often have you:)

Response colour-scale

Response ■ Never ■ Sometimes ■ Often ■ Very often



Likert Plots – Traffic Lights

Green	Percentage of negative responses less than 5% greater than the baseline
Orange	Percentage of negative responses between 5% and 10% greater than the baseline
Red	Percentage of negative responses at least 10% greater than the baseline

Open Ended Questions

ISSE Student Responses (Open Ended Questions)

Term	School	Programme	Course Year
2014	College of Touris...	BACHELOR OF ARTS (HONOURS) IN DESIGN IN TEXTILES	1
2015	Letterfrack	BACHELOR OF ARTS (HONOURS) IN FILM AND DOCUMENT...	2
2016	Mayo Campus	BACHELOR OF ARTS (HONOURS) IN FINE ART	3
2017	School of Business	BACHELOR OF ARTS (HONOURS) IN HERITAGE STUDIES	4
(blank)	School of Engine...	BACHELOR OF ARTS (HONOURS) IN HOTEL AND CATERING ...	5

Questions	
What are the best aspects of how your institution engages studen...	What could be done to improve how your institution engages stu...
What could your institution do to improve students' engagement ...	What does your institution do best to engage students in learning?
(blank)	

Row Labels

-

?
A lot more active learning in class
ask more from students
at the beginning of the year i think our class should of had a fun activity to bond us altogether as we were broke up into 3 groups and it took quite some time for us to get to know eachother. Also the fact that we are studying culinary arts we need to be able to work in teams therefore i think there should be a bit more emphasizes on it
Be clear in homework and follow up on students progress and just make sure students are coping well
better communication system. Very often we have lectures cancelled and its only when in class we find this out. Waste of time!

Benchmarking

- » Other Academic Units
- » All Institutes of Technology
- » Changes over time (trends)

Uses of ISSE Data

- » Highlight good practice
- » Programme review and development
- » Areas where students are challenged
- » Areas for enhancement
- » Retention

Communication - Staff

- » Executive Board and Management Group
- » Academic Council
- » SharePoint
- » School Meetings
- » Academic Unit Review Templates

YOU SAID...


**YOUR
VOICE
COUNTS!**



**STUDENT
SURVEY.IE**
NATIONAL
SURVEY,
LOCAL
IMPACT

**WE
DID...**

GMIT RESPONSE RATE



Next Steps

- » Discipline Areas
- » Class Cohorts

