

Data Visualisation Workshop

Presenter: Janice Lau, Higher Education Authority (HEA)

The focus for today:

More than 200,000 students have completed StudentSurvey.ie. That's a lot of data! But what do we do with this data? How do we communicate this data? How do we translate data into insight and create impact?

These are the questions this workshop will seek to address. Whether you are an SU representative, an analyst / researcher, or a communications representative, this one is for you!

With the ever-growing amount of data, it's more important than ever to evolve, and grow *with* it. The StudentSurvey.ie Analysis & Impact Group will be redeveloping the StudentSurvey.ie dashboards. Let's discover why this is important, how you can contribute, and what are the opportunities that lie here. Help us help you!

Agenda:

1. What's the problem?
2. What can we do?
3. Help us solve the problem!


Additional Resources:

- StudentSurvey.ie In-Touch Dashboards
- Trends Over Time
- Chapter 4 StudentSurvey.ie National Report 2021 Dashboard
- Graduate Outcomes Survey All Years Dashboard

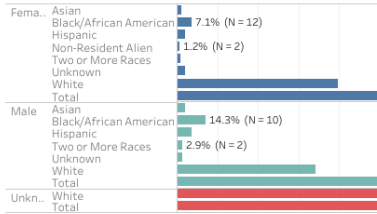
Want to know more?

Contact Janice Lau at JLAU@HEA.IE.

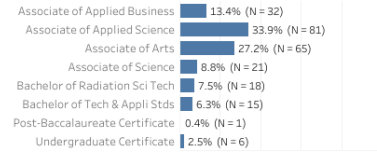
Section 1: About You



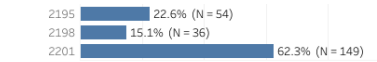
Author: UCBA



Type of Degree Being Earned



Graduation Term

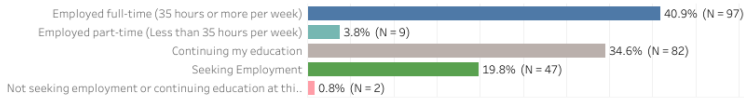


Age

Female		Male		Unknown		Grand Total	
Avg	Mdn	Avg	Mdn	Avg	Mdn	Avg	Mdn
27	23	26	22	34	34	27	23

Section 2: Plans After Graduation

Which of the following best describes your plans after graduation?



Section 3: Employment Information

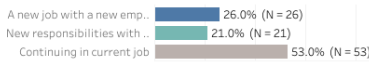
Location of employment



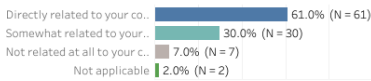
Salary (self-report)

Count	Avg Sal	Mdn Sal
73	\$53,066	\$50,000

Your job is best described as...



Your job after graduation is...



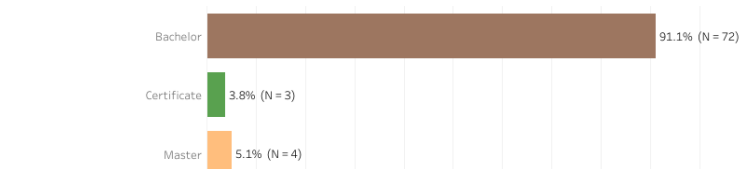
Section 4: Career Center

Would you be interested in assistance from the UC Blue Ash Career Center?



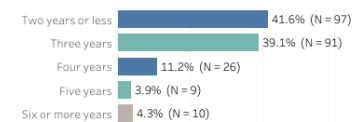
Section 5: Continuing Education Plans

What type of degree do you plan to pursue?

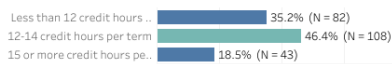


Section 6: UC Blue Ash Experience

How long did it take you to complete your degree?

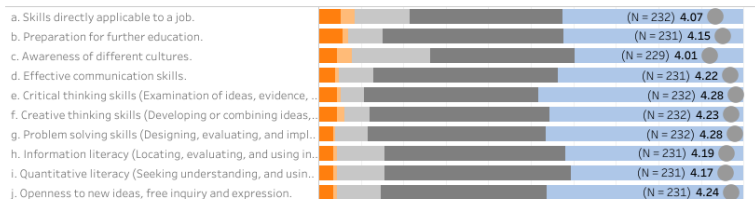


How many hours were you typically enrolled?



*Response scale: 1=Strongly Disagree; 2=Disagree; 3=Neither Agree nor Disagree; 4=Agree; 5=Strongly Agree

Please rate the following: UC Blue Ash contributed to my development in...



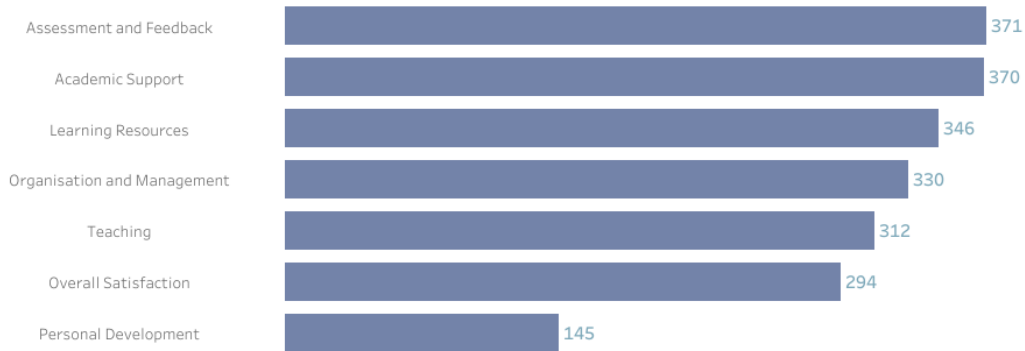
Please rate your level of satisfaction with the following:



A LOOK INTO NSS SURVEY RESPONSES

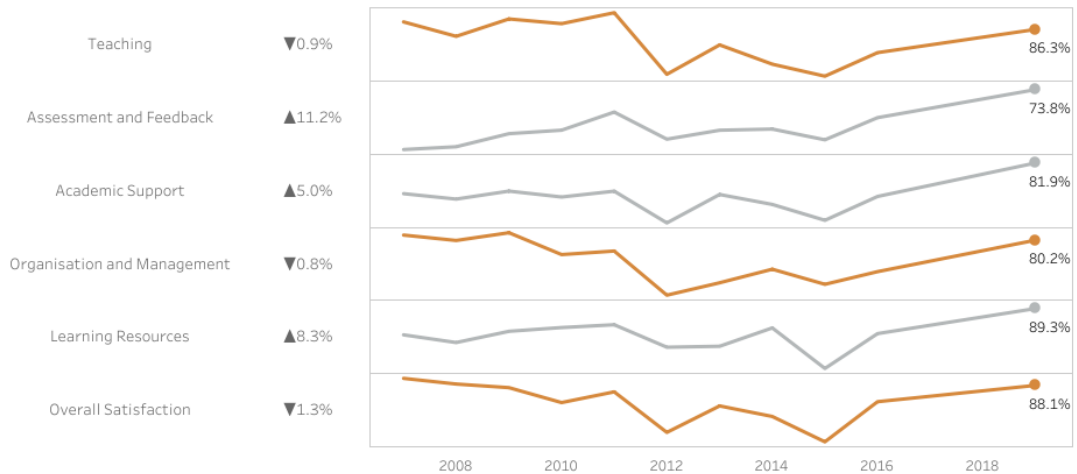


Which areas are institutions improving in?



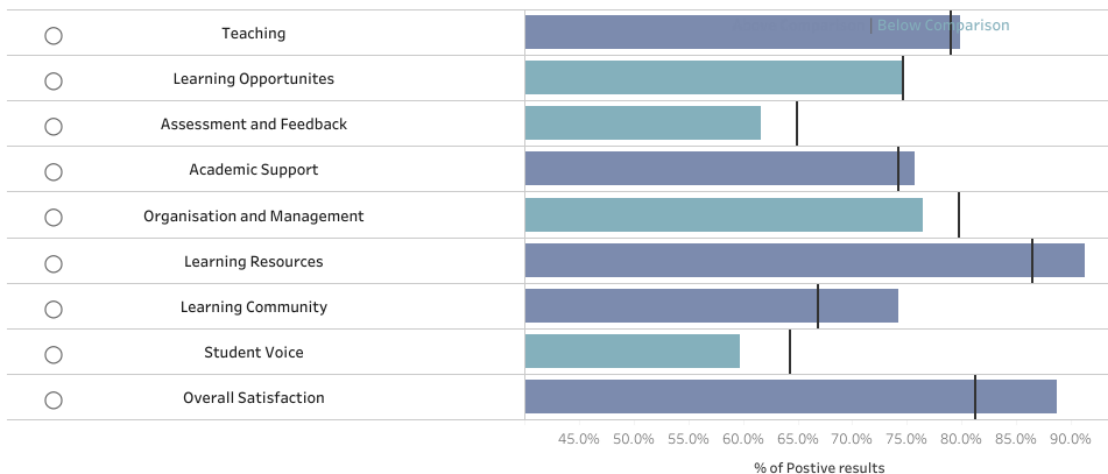
Select a University to See its Performance in the NSS Over Time: Th...

Is The University Of Lancaster improving or **worsening**?




Select a University To... , a Comparison... and a Subject Ec... :

For 2019 Results The University of Lancaster (bars) vs - Russell Group (reference lines) for Economics.



National Student Survey Overview 2019



142

Institutions took part

65%

Response Rate

8,121

Students Responded

University Group
All

Subject
Computer science

Select to View the Top N Institutions

Top 3 Ranked Institutions 2019

2019 Ranking

1
Weston College of Further and Higher Education

2
Warwickshire College

3
Solihull College and University Centre

3

Top 3 Improved Comparing to 2018

112

111

99

Heart of Worcestershire College

The City of Liverpool College

The University of Bolton

% of Respondents Agreed

■ Better
■ Worse 2019 vs. ■ 2018

Question - Group - Number

